

ORDINANCE NO. 4400

AN ORDINANCE OF THE COUNCIL OF THE CITY OF SCOTTSDALE, MARICOPA COUNTY, ARIZONA, FINALLY DETERMINING AND ADOPTING ESTIMATES OF PROPOSED EXPENDITURES BY THE CITY OF SCOTTSDALE FOR THE FISCAL YEAR BEGINNING JULY 1, 2019, AND ENDING JUNE 30, 2020, AND DECLARING THAT SUCH SHALL CONSTITUTE THE BUDGET FOR THE CITY OF SCOTTSDALE; RECOGNIZING CONDITIONS ON TRANSFERS OF BUDGETED MONIES; AND ADOPTING THE FINAL FY 2019/20 JOB CLASSIFICATION PLAN.

WHEREAS, in accordance with the provisions of Title 42, Chapter 17 of the Arizona Revised Statutes, and the Scottsdale City Charter, the City Council did, on May 14, 2019, make a budget estimate of the different amounts required to meet the public expenses for the fiscal year beginning July 1, 2019, and ending June 30, 2020 ("Fiscal Year 2019/2020"), an estimate of receipts from sources other than direct taxation, and the amount to be raised by taxation upon real and personal property within the City of Scottsdale, Arizona;

WHEREAS, following publication of notice as required by law, the City Council held a Truth in Taxation hearing and public hearing on June 11, 2019, at which any taxpayer could appear and be heard in favor of or against any proposed expenditure or property tax levy;

WHEREAS, following the public hearing, the City Council convened in a special meeting for purposes of finally determining and adopting the estimates of proposed expenditures, which estimates, when adopted, would constitute the budget of the City of Scottsdale for Fiscal Year 2019/2020;

WHEREAS, it appears that publication has been duly made, as required by law, of said budget estimates, together with a notice that the City Council will meet on June 25, 2019, in the City Hall Kiva for the purpose of assessing the primary and secondary property tax levies;

WHEREAS, the sums to be raised by taxation, as specified therein, do not, in the aggregate, exceed that amount for primary property taxes as computed in A.R.S. § 42-17051;

WHEREAS, in accordance with Scottsdale Revised Code section 14-22, the City Council must annually adopt the job classification plan, including a listing of official titles with the authorized number of positions, salary range and a breakdown of titles and numbers of positions by section; and now, therefore

BE IT ORDAINED by the Council of the City of Scottsdale, Maricopa County, Arizona, as follows:

Section 1. That pursuant to the laws of the State of Arizona and the Scottsdale City Charter, Schedules A through G, as further described below, attached hereto as Exhibit 1 and incorporated herein by this reference in their entirety, are hereby adopted as the Final Budget of the City of Scottsdale for Fiscal Year 2019/2020:

Schedule A, Summary Schedule of Estimated Revenues and Expenditures/Expenses  
Fiscal Year 2019/2020

Schedule B, Summary of Property Tax Levy and Property Tax Rate Information Fiscal  
Year 2019/2020

Schedule C, Summary by Fund of Revenues Other than Property Taxes Fiscal Year  
2019/2020

Schedule D, Summary by Fund Type of Other Financing Sources/(Uses) and Interfund  
Transfers Fiscal Year 2019/2020

Schedule E, Summary by Division of Expenditures/Expenses Within Each Fund Type  
Fiscal Year 2019/2020

Schedule F, Summary by Division of Expenditures/Expenses Fiscal Year 2019/2020

Schedule G, Full-Time Employees and Personnel Compensation Fiscal Year 2019/2020

Section 2. That upon the recommendation of the City Manager, and with the approval of  
the City Council, expenditures may be made for the budget from contingencies and reserves.

Section 3. That the City Council expressly authorizes the City Manager, at any time, to  
transfer funds from any unencumbered macro level appropriation balance stated for a specific  
purpose to a division and/or fund in conformity with that purpose.


Section 4. That resources from any fund may be used to meet the adopted budget, except  
funds specifically restricted by Federal or State law or by City ordinance or resolution.

Section 5. That the City Council, subject to the limitation in Section 4 and to the extent  
allowable by law, expressly authorizes the City Manager, at any time, to transfer grant/match  
contingency funds to airport Capital Improvement Plan projects as may become necessary or  
desirable during the fiscal year.


Section 6. That pursuant to section 14-20 *et seq.* of the Scottsdale Revised Code, the  
Final FY 2019/20 Job Classification Plan, which is on file with, and available for review at, the  
Office of the City Clerk, is hereby adopted.

PASSED AND ADOPTED by the Council of the City of Scottsdale, Maricopa County,  
Arizona, this 11<sup>th</sup> day of June, 2019.

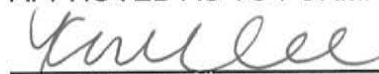
ATTEST:

  
Carolyn Jagger, City Clerk

CITY OF SCOTTSDALE, an Arizona  
municipal corporation

  
W.J. "Jim" Lane, Mayor

APPROVED AS TO FORM:

  
Bruce Washburn, City Attorney  
By: Kimberly Campbell, Assistant City Attorney

CITY OF SCOTTSDALE  
 Summary Schedule of Estimated Revenues and Expenditures/Expenses  
 Fiscal Year 2019/2020  
 Schedule A

FUNDS

Fiscal Year		SCH	General Fund	Special Revenue Fund	Debt Service Fund	Capital Project Funds	Endowment Funds	Enterprise Funds	Internal Service Funds'	Total All Funds
2019	Adopted/Adjusted Budgeted Expenditures/Expenses*	E	\$328,605,508	\$77,418,762	\$102,728,807	\$585,559,743	\$30,312	\$225,197,364	\$47,220,321	\$1,366,760,817
2019	Actual Expenditures/Expenses**	E	\$278,137,944	\$66,747,214	\$89,695,127	\$563,959,543	\$30,312	\$150,388,378	\$7,551,698	\$1,154,490,216
2020	Fund Balance/Net Position at July 1		\$77,744,842	\$59,998,484	\$7,352,482	\$266,595,297	\$34,661	\$78,471,436	\$44,781,936	\$534,979,138
2020	Primary Property Tax Levy	B	\$32,617,000	\$0	\$0	\$0	\$0	\$0	\$251,471	\$32,868,471
2020	Secondary Property Tax Levy	B	\$0	\$0	\$32,971,795	\$0	\$0	\$0	\$0	\$32,971,795
2020	Estimated Revenues Other than Property Taxes	C	\$282,988,079	\$149,042,306	\$6,729,522	\$573,839,474	\$30,800	\$197,226,959	\$10,504,990	\$1,220,362,130
2020	Other Financing Sources	D	\$0	\$0	\$0	\$0	\$0	\$0	\$0	\$0
2020	Other Financing (Uses)	D	\$0	\$0	\$0	\$0	\$0	\$0	\$0	\$0
2020	Interfund Transfers In	D	\$10,592,588	\$1,510,000	\$84,737,554	\$88,788,617	\$0	\$3,885,000	\$143,319	\$169,657,078
2020	Interfund Transfers (Out)	D	\$27,588,592	\$74,201,748	\$7,309,448	\$9,020,000	\$0	\$48,825,245	\$2,702,045	\$169,657,078
2020	Reduction for Amounts Not Available:									
LESS:	Amounts for Future Debt Retirement:									
2020	Total Financial Resources Available		\$393,349,921	\$209,040,790	\$47,053,799	\$840,434,771	\$65,461	\$275,698,395	\$55,538,397	\$1,821,181,534
2020	Budgeted Expenditures/Expenses	E	\$375,843,917	\$77,909,790	\$104,481,905	\$702,290,625	\$36,800	\$229,932,242	\$51,325,563	\$1,541,820,842

Expenditure Limitation Comparison

	2018/2019	2019/2020
1. Budgeted expenditures	\$1,366,760,817	\$1,541,820,842
2. Add/subtract : estimated net reconciling items	-	-
3. Budgeted expenditures adjusted for reconciling items	1,366,760,817	1,541,820,842
4. Less: estimated exclusions	(924,607,098)	(1,084,040,528)
5. Amount subject to the expenditure limitation	442,153,719	457,780,314
6. EEC or voter-approved alternative expenditure limitation	\$491,225,949	\$509,102,292

\*Includes expenditure adjustments approved in FY 2018/2019 from Schedule E.

\*\*Includes actual amounts as of the date the proposed budget was prepared, adjusted for estimated activity for the remainder of the fiscal year.

**CITY OF SCOTTSDALE**  
**Summary of Property Tax Levy and Property Tax Rate Information**  
**Fiscal Year 2019/2020**  
**Schedule B**

	<b>Fiscal Year 2018/2019</b>	<b>Fiscal Year 2019/2020</b>
1. Maximum allowable primary property tax levy. A.R.S. §42-17051(A)	<u>31,562,188</u>	<u>32,620,972</u>
2. Amount received from primary property taxation in the current year in excess of the sum of that year's maximum allowable primary property tax levy. A.R.S. §42-17102(A)(18)	<u>0</u>	
3. Property tax levy amounts		
A. Primary property taxes	<u>31,878,855</u>	<u>32,868,471</u>
B. Secondary property taxes	<u>34,214,874</u>	<u>32,971,795</u>
C. Total property tax levy amounts	<u>66,093,729</u>	<u>65,840,266</u>
4. Property taxes collected*		
A. Primary property taxes		
(1) 2018/2019 levy	29,575,046	
(2) Prior years' levies	<u>443,626</u>	
(3) Total primary property taxes	<u>30,018,672</u>	
B. Secondary property taxes		
(1) 2018/2019 levy	32,323,259	
(2) Prior years' levies	<u>484,849</u>	
(3) Total secondary property taxes	<u>32,808,108</u>	
C. Total property taxes collected	<u>62,826,780</u>	
5. Property tax rates		
A. City tax rate		
(1) Primary property tax rate	0.5316	0.5198
(2) Secondary property tax rate	<u>0.5705</u>	<u>0.5214</u>
(3) Total city tax rate	<u>1.1021</u>	<u>1.0412</u>
B. Special assessment district tax rates		

Secondary property tax rates - As of the date the tentative budget was prepared, the city was operating 355 special assessment districts (streetlight improvement districts) for which secondary property taxes are levied. For information pertaining to these special assessment districts and their tax rates, please contact the City of Scottsdale City Treasurer Division.

\*Includes actual property taxes collected as of the date the proposed budget was prepared, plus estimated property tax collections for the remainder of the fiscal year.

**CITY OF SCOTTSDALE**  
**Summary by Fund of Revenues Other than Property Taxes**  
**Fiscal Year 2019/2020**  
**Schedule C**

<b>Source of Revenues</b>	<b>Budgeted Revenues 2018/2019</b>	<b>Actual Revenues 2018/2019*</b>	<b>Adopted Revenues 2019/2020</b>
<b>GENERAL FUND</b>			
<b>TAXES - LOCAL</b>			
AUTOMOTIVE	\$18,086,342	\$18,086,342	\$19,233,419
CONSTRUCTION	\$10,330,194	\$10,330,194	\$11,701,952
DINING/ENTERTNMNT	\$11,676,679	\$11,676,679	\$13,032,111
FOOD STORES	\$7,636,112	\$7,636,112	\$9,622,545
HOTEL/MOTEL	\$7,563,102	\$7,563,102	\$7,924,333
MAJOR DEPT STORES	\$10,629,787	\$10,629,787	\$10,668,543
MISC RETAIL STORES	\$23,512,367	\$23,512,367	\$24,602,143
OTHER ACTIVITY	\$12,825,161	\$12,825,161	\$14,493,297
RENTAL	\$18,703,089	\$18,703,089	\$20,360,644
UTILITIES	\$5,115,400	\$5,115,400	\$5,126,010
ELECTRIC & GAS FRANCHISE	\$8,541,000	\$8,541,000	\$8,615,610
CABLE TV LICENSE FEE	\$4,143,700	\$4,143,700	\$4,164,419
SALT RIVER PROJECT IN LIEU	\$217,952	\$217,952	\$231,986
STORMWATER FEE	\$933,234	\$933,234	\$942,896
STORMWATER FEE - CIP	\$2,170,000	\$2,170,000	\$3,258,742
<b>TOTAL TAXES - LOCAL</b>	<b>\$142,084,119</b>	<b>\$142,084,119</b>	<b>\$153,978,650</b>
<b>STATE SHARED REVENUES</b>			
STATE SHARED SALES TAX	\$24,479,293	\$24,479,293	\$26,266,732
STATE SHARED INCOME TAX	\$30,278,353	\$30,278,353	\$33,082,812
AUTO LIEU TAX	\$10,899,543	\$10,899,543	\$11,413,102
<b>TOTAL STATE SHARED REVENUES</b>	<b>\$65,657,189</b>	<b>\$65,657,189</b>	<b>\$70,762,646</b>
<b>CHARGES FOR SERVICE/OTHER</b>			
WESTWORLD EQUESTRIAN FACILITY FEES	\$4,902,586	\$4,902,586	\$5,014,885
INTERGOVERNMENTAL AGREEMENTS	\$1,819,929	\$1,819,929	\$4,253,555
MISCELLANEOUS	\$1,583,201	\$1,583,201	\$1,278,966
PROPERTY RENTAL	\$3,372,747	\$3,372,747	\$3,432,574
<b>TOTAL CHARGES FOR SERVICE/OTHER</b>	<b>\$11,678,463</b>	<b>\$11,678,463</b>	<b>\$13,979,980</b>
<b>LICENSE PERMITS &amp; FEES</b>			
BUSINESS & LIQUOR LICENSES	\$1,885,121	\$1,885,121	\$1,785,341
FIRE CHARGES FOR SERVICES	\$1,512,900	\$1,512,900	\$1,602,829
RECREATION FEES	\$4,306,882	\$4,306,882	\$4,596,893
<b>TOTAL LICENSE PERMITS &amp; FEES</b>	<b>\$7,704,903</b>	<b>\$7,704,903</b>	<b>\$7,985,063</b>
<b>FINES FEES &amp; FORFEITURES</b>			
COURT FINES	\$4,851,286	\$4,851,286	\$5,062,977
LIBRARY	\$466,950	\$466,950	\$447,300
PARKING FINES	\$251,884	\$251,884	\$260,289
PHOTO RADAR	\$2,264,853	\$2,264,853	\$2,414,903
<b>TOTAL FINES FEES &amp; FORFEITURES</b>	<b>\$7,834,973</b>	<b>\$7,834,973</b>	<b>\$8,185,469</b>

**CITY OF SCOTTSDALE**  
**Summary by Fund of Revenues Other than Property Taxes**  
**Fiscal Year 2019/2020**  
**Schedule C**

Source of Revenues	Budgeted Revenues 2018/2019	Actual Revenues 2018/2019*	Adopted Revenues 2019/2020
<b>INTEREST EARNINGS</b>			
INTEREST EARNINGS	\$3,574,918	\$3,574,918	\$5,007,189
<b>TOTAL INTEREST EARNINGS</b>	<u>\$3,574,918</u>	<u>\$3,574,918</u>	<u>\$5,007,189</u>
<b>BUILDING PERMIT FEES &amp; CHARGES</b>			
BUILDING & RELATED PERMITS	\$15,565,523	\$15,565,523	\$15,834,143
<b>TOTAL BUILDING PERMIT FEES &amp; CHARGES</b>	<u>\$15,565,523</u>	<u>\$15,565,523</u>	<u>\$15,834,143</u>
<b>INDIRECT/DIRECT COST ALLOCATIONS</b>			
INDIRECT COSTS	\$6,091,427	\$6,091,427	\$6,841,159
DIRECT COST ALLOCATION (FIRE)	\$383,500	\$383,500	\$413,780
<b>TOTAL INDIRECT/DIRECT COST ALLOCATIONS</b>	<u>\$6,474,927</u>	<u>\$6,474,927</u>	<u>\$7,254,939</u>
<b>TOTAL GENERAL FUND</b>	<u>\$260,575,015</u>	<u>\$260,575,015</u>	<u>\$282,988,079</u>
<b>SPECIAL REVENUE FUNDS</b>			
<b>PRESERVATION FUNDS</b>			
AUTOMOTIVE	\$5,754,745	\$5,754,745	\$6,119,724
CONSTRUCTION	\$3,286,880	\$3,286,880	\$3,723,349
DINING/ENTERTNMNT	\$3,715,307	\$3,715,307	\$4,146,581
FOOD STORES	\$2,429,672	\$2,429,672	\$3,061,719
HOTEL/MOTEL	\$2,406,441	\$2,406,441	\$2,521,379
MAJOR DEPT STORES	\$3,382,205	\$3,382,205	\$3,394,536
MISC RETAIL STORES	\$7,481,208	\$7,481,208	\$7,827,955
OTHER ACTIVITY	\$3,402,222	\$3,402,222	\$3,904,647
RENTAL	\$5,950,983	\$5,950,983	\$6,478,386
UTILITIES	\$1,627,628	\$1,627,628	\$1,631,003
INTEREST EARNINGS	\$686,217	\$686,217	\$1,066,651
<b>TOTAL PRESERVATION FUNDS</b>	<u>\$40,123,508</u>	<u>\$40,123,508</u>	<u>\$43,875,930</u>
<b>TRANSPORTATION FUND</b>			
AUTOMOTIVE	\$3,170,256	\$3,170,256	\$5,119,814
CONSTRUCTION	\$1,810,723	\$1,810,723	\$2,937,118
DINING/ENTERTNMNT	\$2,046,741	\$2,046,741	\$3,469,065
FOOD STORES	\$1,338,492	\$1,338,492	\$2,561,460
HOTEL/MOTEL	\$1,325,695	\$1,325,695	\$2,109,407
MAJOR DEPT STORES	\$1,863,237	\$1,863,237	\$2,839,898
MISC RETAIL STORES	\$4,121,355	\$4,121,355	\$6,548,933
OTHER ACTIVITY	\$1,874,265	\$1,874,265	\$3,266,662
RENTAL	\$3,278,362	\$3,278,362	\$5,419,874
UTILITIES	\$896,651	\$896,651	\$1,364,511
HIGHWAY USER TAX	\$15,495,713	\$15,495,713	\$16,944,055
LOCAL TRANSPORTATION ASSISTANCE FUND	\$655,000	\$655,000	\$655,000
INTERGOVERNMENTAL AGREEMENTS	\$150,000	\$150,000	\$150,000
MISCELLANEOUS	\$190,000	\$190,000	\$130,240
INDIRECT/DIRECT COST ALLOCATIONS	\$424,355	\$424,355	\$438,493
<b>TOTAL TRANSPORTATION FUND</b>	<u>\$38,640,845</u>	<u>\$38,640,845</u>	<u>\$53,954,530</u>

**CITY OF SCOTTSDALE**  
**Summary by Fund of Revenues Other than Property Taxes**  
**Fiscal Year 2019/2020**  
**Schedule C**

Source of Revenues	Budgeted Revenues 2018/2019	Actual Revenues 2018/2019*	Adopted Revenues 2019/2020
<b>TOURISM DEVELOPMENT FUND</b>			
TRANSIENT OCCUPANCY TAX	\$20,413,217	\$20,413,217	\$21,530,228
MISCELLANEOUS	\$20,500	\$20,500	\$0
PROPERTY RENTAL	\$1,910,000	\$1,910,000	\$1,999,114
<b>TOTAL TOURISM DEVELOPMENT FUND</b>	<b>\$22,343,717</b>	<b>\$22,343,717</b>	<b>\$23,529,342</b>
<b>SPECIAL PROGRAMS FUND</b>			
ELECTRIC & GAS FRANCHISE	\$243,000	\$243,000	\$251,675
INTERGOVERNMENTAL AGREEMENTS	\$203,937	\$203,937	\$203,937
MISCELLANEOUS	\$1,338,462	\$1,338,462	\$1,890,229
PROPERTY RENTAL	\$365,191	\$365,191	\$2,285,755
CONTRIBUTIONS & DONATIONS	\$295,015	\$295,015	\$416,850
BUSINESS & LIQUOR LICENSES	\$57,000	\$57,000	\$58,000
RECREATION FEES	\$2,052,590	\$2,052,590	\$2,693,753
COURT FINES	\$1,892,644	\$1,892,644	\$2,058,063
POLICE FEES	\$427,950	\$427,950	\$290,250
INTEREST EARNINGS	\$113,986	\$113,986	\$176,579
<b>TOTAL SPECIAL PROGRAMS FUND</b>	<b>\$6,989,775</b>	<b>\$6,989,775</b>	<b>\$10,325,091</b>
<b>SPECIAL DISTRICTS</b>			
STREETLIGHT DISTRICTS	\$609,553	\$609,553	\$646,718
<b>TOTAL SPECIAL DISTRICTS</b>	<b>\$609,553</b>	<b>\$609,553</b>	<b>\$646,718</b>
<b>GRANT FUNDS</b>			
INTERGOVERNMENTAL AGREEMENTS	\$14,284	\$14,284	\$0
PROPERTY RENTAL	\$39,000	\$39,000	\$63,732
CONTRIBUTIONS & DONATIONS	\$4,296,122	\$4,296,122	\$2,624,029
FEDERAL GRANTS	\$12,034,615	\$12,028,855	\$13,299,269
STATE GRANTS	\$474,537	\$474,537	\$723,665
<b>TOTAL GRANT FUNDS</b>	<b>\$16,858,558</b>	<b>\$16,852,798</b>	<b>\$16,710,695</b>
<b>TOTAL SPECIAL REVENUE FUNDS</b>	<b>\$125,565,956</b>	<b>\$125,560,196</b>	<b>\$149,042,306</b>
<b>ENDOWMENT FUNDS</b>			
<b>ENDOWMENTS</b>			
CONTRIBUTIONS & DONATIONS	\$22,000	\$22,000	\$30,800
<b>TOTAL ENDOWMENTS</b>	<b>\$22,000</b>	<b>\$22,000</b>	<b>\$30,800</b>
<b>TOTAL ENDOWMENT FUNDS</b>	<b>\$22,000</b>	<b>\$22,000</b>	<b>\$30,800</b>
<b>DEBT SERVICE FUNDS</b>			
<b>DEBT</b>			
INTERGOVERNMENTAL AGREEMENTS	\$7,120,422	\$7,120,422	\$6,059,522
CONTRIBUTIONS & DONATIONS	\$0	\$0	\$510,000
PROPERTY RENTAL	\$170,000	\$170,000	\$160,000
<b>TOTAL DEBT</b>	<b>\$7,290,422</b>	<b>\$7,290,422</b>	<b>\$6,729,522</b>
<b>TOTAL DEBT SERVICE FUNDS</b>	<b>\$7,290,422</b>	<b>\$7,290,422</b>	<b>\$6,729,522</b>

**CITY OF SCOTTSDALE**  
**Summary by Fund of Revenues Other than Property Taxes**  
**Fiscal Year 2019/2020**  
**Schedule C**

Source of Revenues	Budgeted Revenues 2018/2019	Actual Revenues 2018/2019*	Adopted Revenues 2019/2020
<b>CAPITAL PROJECT FUNDS</b>			
<b>CAPITAL IMPROVEMENT PROGRAM</b>			
ESTIMATED UNEXPENDED PRIOR YEAR	\$340,735,097	\$340,735,097	\$469,619,525
<b>TOTAL CAPITAL IMPROVEMENT PROGRAM</b>	<u>\$340,735,097</u>	<u>\$340,735,097</u>	<u>\$469,619,525</u>
<b>TOTAL CAPITAL PROJECT FUNDS</b>	<u>\$340,735,097</u>	<u>\$340,735,097</u>	<u>\$469,619,525</u>
<b>CAPITAL IMPROVEMENT PROJECT FUNDS</b>			
OTHER WATER REVENUE	\$2,250,000	\$2,250,000	\$2,250,000
OTHER WATER RECLAMATION REVENUE	\$2,400,000	\$2,400,000	\$2,400,000
NON-POTABLE WATER SERVICE CHARGES	\$1,500,000	\$1,500,000	\$1,500,000
INTERGOVERNMENTAL AGREEMENTS	\$23,280,666	\$23,280,666	\$33,574,757
CONTRIBUTIONS & DONATIONS	\$254,800	\$254,800	\$5,134,800
INTEREST EARNINGS	\$3,323,949	\$3,323,949	\$5,237,047
BUILDING & RELATED PERMITS	\$5,000	\$5,000	\$340,000
FEDERAL GRANTS	\$8,648,628	\$8,648,628	\$6,620,745
MISCELLANEOUS	\$363,000	\$363,000	\$0
BOND PROCEEDS	\$0	\$0	\$47,162,600
<b>TOTAL CAPITAL IMPROVEMENT PROJECT FUNDS</b>	<u>\$42,026,043</u>	<u>\$42,026,043</u>	<u>\$104,219,949</u>
<b>ENTERPRISE FUNDS</b>			
<b>AVIATION FUND</b>			
JET FUEL	\$168,558	\$168,558	\$146,000
AIRPORT FEES	\$4,716,822	\$4,716,822	\$4,893,177
PROPERTY RENTAL	\$104,090	\$104,090	\$171,947
INTEREST EARNINGS	\$179,816	\$179,816	\$157,916
<b>TOTAL AVIATION FUND</b>	<u>\$5,169,286</u>	<u>\$5,169,286</u>	<u>\$5,369,040</u>
<b>WATER &amp; WATER RECLAMATION FUNDS</b>			
STORMWATER FEE	\$300,000	\$300,000	\$332,750
WATER SERVICE FEES	\$96,931,020	\$96,931,020	\$104,247,290
SEWER SERVICE FEES	\$40,516,000	\$40,516,000	\$45,239,400
NON-POTABLE WATER SERVICE CHARGES	\$12,840,140	\$12,840,140	\$14,419,683
MISCELLANEOUS	\$843,140	\$843,140	\$875,543
PROPERTY RENTAL	\$250,000	\$250,000	\$255,800
CONTRIBUTIONS & DONATIONS	\$4,500	\$4,500	\$5,500
INTEREST EARNINGS	\$1,886,612	\$1,886,612	\$2,576,903
INDIRECT COSTS	\$929,000	\$929,000	\$947,540
<b>TOTAL WATER &amp; WATER RECLAMATION FUNDS</b>	<u>\$154,500,412</u>	<u>\$154,500,412</u>	<u>\$168,900,409</u>
<b>SOLID WASTE FUND</b>			
SOLID WASTE SERVICE CHARGES - COMMERCIAL	\$3,779,732	\$3,779,732	\$3,314,484
SOLID WASTE SERVICE CHARGES - RESIDENTIAL	\$17,493,127	\$17,493,127	\$19,383,182
INTEREST EARNINGS	\$210,919	\$210,919	\$259,844
<b>TOTAL SOLID WASTE FUND</b>	<u>\$21,483,778</u>	<u>\$21,483,778</u>	<u>\$22,957,510</u>
<b>TOTAL ENTERPRISE FUNDS</b>	<u>\$181,153,476</u>	<u>\$181,153,476</u>	<u>\$197,226,959</u>



**CITY OF SCOTTSDALE**  
**Summary by Fund of Revenues Other than Property Taxes**  
**Fiscal Year 2019/2020**  
**Schedule C**

Source of Revenues	Budgeted Revenues 2018/2019	Actual Revenues 2018/2019*	Adopted Revenues 2019/2020
<b>INTERNAL SERVICE FUNDS</b>			
<b>FLEET MANAGEMENT FUND</b>			
INTERNAL SERVICE OFFSETS	(\$21,279,228)	(\$21,279,228)	(\$22,702,085)
FUEL	\$4,003,740	\$4,003,740	\$3,567,160
MAINTENANCE & OPERATIONS	\$8,990,892	\$8,990,892	\$9,400,504
VEHICLE ACQUISITIONS	\$8,284,596	\$8,284,596	\$9,734,421
MISCELLANEOUS	\$433,273	\$433,273	\$450,000
REIMBURSEMENTS FROM OUTSIDE SOURCES	\$490,000	\$490,000	\$500,000
<b>TOTAL FLEET MANAGEMENT FUND</b>	<u>\$923,273</u>	<u>\$923,273</u>	<u>\$950,000</u>
<b>PC REPLACEMENT FUND</b>			
INTERNAL SERVICE OFFSETS	(\$1,027,240)	(\$1,027,240)	(\$1,069,023)
PC REPLACEMENT	\$1,027,240	\$1,027,240	\$1,069,023
<b>TOTAL PC REPLACEMENT FUND</b>	<u>\$0</u>	<u>\$0</u>	<u>\$0</u>
<b>SELF INSURANCE FUNDS</b>			
INTERNAL SERVICE OFFSETS	(\$33,632,358)	(\$33,632,358)	(\$35,878,713)
<b>TOTAL SELF INSURANCE FUNDS</b>	<u>(\$33,632,358)</u>	<u>(\$33,632,358)</u>	<u>(\$35,878,713)</u>
<b>SELF INSURANCE FUNDS - HEALTH</b>			
DISABLED RETIREE CONTRIBUTIONS	\$282,832	\$282,832	\$282,972
EMPLOYEE CONTRIBUTIONS - DENTAL	\$763,455	\$763,455	\$786,359
EMPLOYEE CONTRIBUTIONS - MEDICAL	\$7,713,405	\$7,713,405	\$7,613,343
EMPLOYER CONTRIBUTION - DENTAL	\$877,326	\$877,326	\$931,400
EMPLOYER CONTRIBUTION - MEDICAL	\$23,155,032	\$23,155,032	\$24,347,313
MISCELLANEOUS	\$317,297	\$317,297	\$322,316
<b>TOTAL SELF INSURANCE FUNDS - HEALTH</b>	<u>\$33,109,347</u>	<u>\$33,109,347</u>	<u>\$34,283,703</u>
<b>SELF INSURANCE FUNDS - RISK</b>			
SELF INSURANCE (PROPERTY AND WORKERS COMP)	\$9,500,000	\$9,500,000	\$10,500,000
UNEMPLOYMENT CLAIMS	\$100,000	\$100,000	\$100,000
MISCELLANEOUS	\$75,000	\$75,000	\$100,000
REIMBURSEMENTS FROM OUTSIDE SOURCES	\$325,000	\$325,000	\$450,000
<b>TOTAL SELF INSURANCE FUNDS - RISK</b>	<u>\$10,000,000</u>	<u>\$10,000,000</u>	<u>\$11,150,000</u>
<b>TOTAL INTERNAL SERVICE FUNDS</b>	<u>\$10,400,262</u>	<u>\$10,400,262</u>	<u>\$10,504,990</u>
<b>TOTAL ALL FUNDS</b>	<u><u>\$967,768,271</u></u>	<u><u>\$967,762,511</u></u>	<u><u>\$1,220,362,130</u></u>

\*Includes actual revenues recognized on the modified accrual or accrual basis as of the date the proposed budget was prepared, plus estimated expenditures for the remainder of the fiscal year.

**CITY OF SCOTTSDALE**  
**Summary by Fund Type of Other Financing Sources/(Uses) and Interfund Transfers**  
**Fiscal Year 2019/2020**  
**Schedule D**

Fund	Other Financing Sources/(Uses) 2019/2020	Adopted Interfund Transfers 2019/2020 IN	OUT
<b>GENERAL FUND</b>			
GENERAL FUND	\$0	\$10,592,588	\$27,598,592
<b>TOTAL GENERAL FUND</b>	<u>\$0</u>	<u>\$10,592,588</u>	<u>\$27,598,592</u>
<b>SPECIAL REVENUE FUNDS</b>			
GRANT FUNDS	\$0	\$0	\$6,463
PRESERVATION FUNDS	\$0	\$0	\$37,185,127
SPECIAL PROGRAMS FUND	\$0	\$10,000	\$2,942,800
TOURISM DEVELOPMENT FUND	\$0	\$0	\$7,567,250
TRANSPORTATION FUND	\$0	\$1,500,000	\$26,500,108
<b>TOTAL SPECIAL REVENUE FUNDS</b>	<u>\$0</u>	<u>\$1,510,000</u>	<u>\$74,201,748</u>
<b>DEBT SERVICE FUNDS</b>			
DEBT	\$0	\$64,737,554	\$7,309,448
<b>TOTAL DEBT SERVICE FUNDS</b>	<u>\$0</u>	<u>\$64,737,554</u>	<u>\$7,309,448</u>
<b>CAPITAL IMPROVEMENT PROJECT FUNDS</b>			
CAPITAL IMPROVEMENT PROGRAM	\$0	\$88,788,617	\$9,020,000
<b>TOTAL CAPITAL IMPROVEMENT PROJECT FUNDS</b>	<u>\$0</u>	<u>\$88,788,617</u>	<u>\$9,020,000</u>
<b>CAPITAL PROJECT FUNDS</b>			
CAPITAL PROJECT FUND	\$0	\$0	\$0
<b>TOTAL CAPITAL PROJECT FUNDS</b>	<u>\$0</u>	<u>\$0</u>	<u>\$0</u>
<b>ENTERPRISE FUNDS</b>			
AVIATION FUND	\$0	\$0	\$2,365,142
SOLID WASTE FUND	\$0	\$0	\$496,444
WATER & WATER RECLAMATION FUNDS	\$0	\$3,885,000	\$45,963,659
<b>TOTAL ENTERPRISE FUNDS</b>	<u>\$0</u>	<u>\$3,885,000</u>	<u>\$48,825,245</u>
<b>INTERNAL SERVICE FUNDS</b>			
FLEET MANAGEMENT FUND	\$0	\$0	\$2,120,204
SELF INSURANCE FUNDS - HEALTH	\$0	\$143,319	\$0
SELF INSURANCE FUNDS - RISK	\$0	\$0	\$581,841
<b>TOTAL INTERNAL SERVICE FUNDS</b>	<u>\$0</u>	<u>\$143,319</u>	<u>\$2,702,045</u>
<b>TOTAL ALL FUNDS</b>	<u><u>\$0</u></u>	<u><u>\$169,657,078</u></u>	<u><u>\$169,657,078</u></u>

**CITY OF SCOTTSDALE**  
**Summary by Division Expenditures/Expenses Within Each Fund Type**  
**Fiscal Year 2019/2020**  
**Schedule E**

Fund/Divisions	Adopted Budget Expenditures 2018/2019	Expenditure Adjustments Approved 2018/2019	Actual Expenditures 2018/2019*	Adopted Budget Expenditures 2019/2020
<b>GENERAL FUND</b>				
MAYOR AND CITY COUNCIL	\$663,553	\$15,102	\$678,655	\$775,112
CITY ATTORNEY	\$7,063,005	\$404,614	\$7,467,619	\$7,087,156
CITY AUDITOR	\$960,417	\$61,990	\$1,022,407	\$1,032,637
CITY CLERK	\$1,038,391	\$46,910	\$1,085,301	\$828,072
CITY COURT	\$4,785,513	\$149,524	\$4,935,037	\$5,070,798
CITY MANAGER	\$3,311,057	\$215,671	\$3,526,728	\$3,980,309
CITY TREASURER	\$9,146,685	\$93,868	\$9,240,553	\$9,981,707
ADMINISTRATIVE SERVICES	\$14,056,227	\$375,725	\$14,431,952	\$15,159,728
COMMUNITY AND ECONOMIC DEVELOPMENT	\$20,413,122	\$264,655	\$20,677,777	\$20,840,692
COMMUNITY SERVICES	\$41,205,770	\$937,617	\$42,143,387	\$42,432,873
PUBLIC SAFETY - FIRE	\$40,311,276	\$1,175,999	\$41,487,275	\$45,167,730
PUBLIC SAFETY - POLICE	\$101,727,372	\$3,012,992	\$104,740,364	\$106,475,691
PUBLIC WORKS	\$12,417,500	\$5,077,154	\$17,494,654	\$13,006,852
COMPENSATION OTHER	\$5,661,107	(\$5,654,722)	\$6,385	\$5,242,688
DEBT SERVICE	\$2,890,748	\$0	\$2,890,748	\$2,907,851
ESTIMATED DIVISION SAVINGS	(\$4,846,100)	\$4,620,288	(\$225,812)	(\$5,800,000)
LEAVE ACCRUAL PAYMENTS	\$2,033,500	(\$1,153,293)	\$880,207	\$2,094,505
PAY PROGRAM	\$3,959,682	(\$3,900,822)	\$58,860	\$3,712,936
PERSONNEL - OTHER	\$0	\$275,631	\$275,631	\$0
UTILITIES	\$8,421,780	(\$5,275,917)	\$3,145,863	\$8,508,271
VACATION TRADE	\$829,857	(\$655,504)	\$174,353	\$732,855
CONTINGENCY / RESERVE APPROPRIATION	\$52,555,046	(\$120,000)	\$0	\$86,605,454
<b>TOTAL GENERAL FUND</b>	<u>\$328,605,508</u>	<u>(\$32,518)</u>	<u>\$276,137,944</u>	<u>\$375,843,917</u>
<b>TOTAL GENERAL FUND</b>	<u>\$328,605,508</u>	<u>(\$32,518)</u>	<u>\$276,137,944</u>	<u>\$375,843,917</u>
<b>SPECIAL REVENUE FUNDS</b>				
<b>SPECIAL DISTRICTS</b>				
NON DIVISIONAL	\$609,553	\$0	\$609,553	\$638,890
<b>TOTAL SPECIAL DISTRICTS</b>	<u>\$609,553</u>	<u>\$0</u>	<u>\$609,553</u>	<u>\$638,890</u>
<b>SPECIAL PROGRAMS FUND</b>				
MAYOR AND CITY COUNCIL	\$7,500	\$0	\$7,500	\$28,000
CITY COURT	\$1,319,912	\$48,552	\$1,368,464	\$1,202,824
COMMUNITY AND ECONOMIC DEVELOPMENT	\$1,780,000	\$0	\$1,780,000	\$400,783
COMMUNITY SERVICES	\$3,044,129	\$64,288	\$3,108,417	\$3,321,659
PUBLIC SAFETY - FIRE	\$2,180	\$0	\$2,180	\$10,300
PUBLIC SAFETY - POLICE	\$2,635,617	\$17,378	\$2,652,995	\$2,294,843
PUBLIC WORKS	\$300,666	\$0	\$300,666	\$445,087
COMPENSATION OTHER	\$78,484	(\$78,339)	\$145	\$62,593
PAY PROGRAM	\$45,712	(\$45,666)	\$46	\$57,367
VACATION TRADE	\$6,226	(\$6,226)	\$0	\$5,703
CONTINGENCY / RESERVE APPROPRIATION	\$1,500,000	\$0	\$0	\$1,500,000
<b>TOTAL SPECIAL PROGRAMS FUND</b>	<u>\$10,720,426</u>	<u>(\$13)</u>	<u>\$9,220,413</u>	<u>\$9,329,159</u>

<b>Fund/Divisions</b>	<b>Adopted Budget Expenditures 2018/2019</b>	<b>Expenditure Adjustments Approved 2018/2019</b>	<b>Actual Expenditures 2018/2019*</b>	<b>Adopted Budget Expenditures 2019/2020</b>
<b>GRANT FUNDS</b>				
CITY MANAGER	\$1,200,000	\$79,760	\$1,279,760	\$1,000,000
COMMUNITY SERVICES	\$10,558,324	\$258,510	\$10,816,834	\$10,265,922
PUBLIC SAFETY - FIRE	\$157,517	\$420,201	\$577,718	\$376,362
PUBLIC SAFETY - POLICE	\$305,353	\$292,855	\$598,208	\$304,561
COMPENSATION OTHER	\$28,524	(\$28,504)	\$20	\$40,808
PAY PROGRAM	\$24,782	(\$18,616)	\$6,166	\$40,941
VACATION TRADE	\$3,717	(\$1,617)	\$2,100	\$4,278
CONTINGENCY / RESERVE APPROPRIATION	\$4,433,141	(\$996,053)	\$0	\$4,671,360
<b>TOTAL GRANT FUNDS</b>	<b>\$16,711,358</b>	<b>\$6,536</b>	<b>\$13,280,806</b>	<b>\$16,704,232</b>
<b>TRANSPORTATION FUND</b>				
CITY TREASURER	\$53,904	\$2,911	\$56,815	\$56,739
COMMUNITY SERVICES	\$1,855,653	\$0	\$1,855,653	\$1,892,446
PUBLIC WORKS	\$23,705,007	\$1,042,236	\$24,747,243	\$23,904,007
COMPENSATION OTHER	\$201,905	(\$201,802)	\$103	\$197,371
ESTIMATED DIVISION SAVINGS	(\$418,218)	\$389,527	(\$28,691)	(\$370,900)
LEAVE ACCRUAL PAYMENTS	\$148,728	(\$85,482)	\$63,246	\$104,100
PAY PROGRAM	\$153,530	(\$134,117)	\$19,413	\$149,088
UTILITIES	\$1,493,068	(\$994,429)	\$498,639	\$1,561,822
VACATION TRADE	\$33,803	(\$18,844)	\$14,959	\$29,942
CONTINGENCY / RESERVE APPROPRIATION	\$3,222,738	\$0	\$0	\$3,252,462
<b>TOTAL TRANSPORTATION FUND</b>	<b>\$30,450,118</b>	<b>\$0</b>	<b>\$27,227,380</b>	<b>\$30,777,077</b>
<b>TOURISM DEVELOPMENT FUND</b>				
COMMUNITY AND ECONOMIC DEVELOPMENT	\$16,392,452	\$9,427	\$16,401,879	\$15,575,803
COMPENSATION OTHER	\$19,776	(\$17,365)	\$2,411	\$10,181
PAY PROGRAM	\$11,501	(\$8,929)	\$2,572	\$7,347
VACATION TRADE	\$1,378	(\$1,378)	\$0	\$713
CONTINGENCY / RESERVE APPROPRIATION	\$2,500,000	\$0	\$0	\$4,866,388
<b>TOTAL TOURISM DEVELOPMENT FUND</b>	<b>\$18,925,107</b>	<b>(\$18,245)</b>	<b>\$16,406,862</b>	<b>\$20,460,432</b>
<b>PRESERVATION FUNDS</b>				
DEBT SERVICE	\$2,200	\$0	\$2,200	\$0
<b>TOTAL PRESERVATION FUNDS</b>	<b>\$2,200</b>	<b>\$0</b>	<b>\$2,200</b>	<b>\$0</b>
<b>TOTAL SPECIAL REVENUE FUNDS</b>	<b>\$77,418,762</b>	<b>(\$11,722)</b>	<b>\$66,747,214</b>	<b>\$77,909,790</b>
<b>DEBT SERVICE FUNDS</b>				
<b>DEBT</b>				
DEBT SERVICE	\$89,695,127	\$0	\$89,695,127	\$98,219,349
CONTINGENCY / RESERVE APPROPRIATION	\$13,033,680	\$0	\$0	\$6,262,556
<b>TOTAL DEBT</b>	<b>\$102,728,807</b>	<b>\$0</b>	<b>\$89,695,127</b>	<b>\$104,481,905</b>
<b>TOTAL DEBT SERVICE FUNDS</b>	<b>\$102,728,807</b>	<b>\$0</b>	<b>\$89,695,127</b>	<b>\$104,481,905</b>
<b>ENDOWMENT FUNDS</b>				
<b>ENDOWMENTS</b>				
COMMUNITY SERVICES	\$30,312	\$0	\$30,312	\$36,800
<b>TOTAL ENDOWMENTS</b>	<b>\$30,312</b>	<b>\$0</b>	<b>\$30,312</b>	<b>\$36,800</b>
<b>TOTAL ENDOWMENT FUNDS</b>	<b>\$30,312</b>	<b>\$0</b>	<b>\$30,312</b>	<b>\$36,800</b>

<b>Fund/Divisions</b>	<b>Adopted Budget Expenditures 2018/2019</b>	<b>Expenditure Adjustments Approved 2018/2019</b>	<b>Actual Expenditures 2018/2019*</b>	<b>Adopted Budget Expenditures 2019/2020</b>
<b>ENTERPRISE FUNDS</b>				
<b>SOLID WASTE FUND</b>				
CITY TREASURER	\$976,258	\$14,878	\$991,136	\$983,383
PUBLIC WORKS	\$19,588,076	\$70,382	\$19,658,458	\$20,619,318
COMPENSATION OTHER	\$241,201	(\$240,800)	\$401	\$189,301
ESTIMATED DIVISION SAVINGS	(\$482,808)	\$347,856	(\$134,952)	(\$320,000)
INDIRECT/DIRECT COST ALLOCATION	\$1,509,058	\$0	\$1,509,058	\$1,673,850
LEAVE ACCRUAL PAYMENTS	\$88,844	(\$47,769)	\$41,075	\$20,000
PAY PROGRAM	\$161,787	(\$113,878)	\$47,909	\$164,487
UTILITIES	\$28,333	(\$15,695)	\$12,638	\$27,663
VACATION TRADE	\$22,941	(\$16,093)	\$6,848	\$20,000
CONTINGENCY / RESERVE APPROPRIATION	\$5,457,622	\$0	\$0	\$5,764,439
<b>TOTAL SOLID WASTE FUND</b>	<b>\$27,591,312</b>	<b>(\$1,119)</b>	<b>\$22,132,571</b>	<b>\$29,142,441</b>
<b>WATER &amp; WATER RECLAMATION FUNDS</b>				
CITY TREASURER	\$2,284,377	\$59,221	\$2,343,598	\$2,340,933
WATER RESOURCES	\$65,510,753	\$552,986	\$66,063,739	\$68,072,568
COMPENSATION OTHER	\$737,955	(\$737,194)	\$761	\$754,097
DEBT SERVICE	\$33,015,479	\$0	\$33,015,479	\$33,155,258
ESTIMATED DIVISION SAVINGS	(\$1,152,600)	\$724,393	(\$428,207)	(\$1,177,100)
INDIRECT/DIRECT COST ALLOCATION	\$5,729,678	\$0	\$5,729,678	\$6,331,873
LEAVE ACCRUAL PAYMENTS	\$466,001	(\$99,720)	\$366,281	\$466,001
PAY PROGRAM	\$508,007	(\$448,610)	\$59,397	\$450,761
UTILITIES	\$16,270,200	\$0	\$16,270,200	\$16,599,046
VACATION TRADE	\$69,402	(\$49,823)	\$19,579	\$63,448
CONTINGENCY / RESERVE APPROPRIATION	\$65,854,431	\$0	\$0	\$67,381,993
<b>TOTAL WATER &amp; WATER RECLAMATION FUNDS</b>	<b>\$189,293,683</b>	<b>\$1,253</b>	<b>\$123,440,505</b>	<b>\$194,438,878</b>
<b>AVIATION FUND</b>				
COMMUNITY AND ECONOMIC DEVELOPMENT	\$2,255,179	\$102,141	\$2,357,320	\$2,354,614
COMPENSATION OTHER	\$56,328	(\$56,328)	\$0	\$42,258
DEBT SERVICE	\$1,720,994	\$0	\$1,720,994	\$1,722,744
ESTIMATED DIVISION SAVINGS	(\$30,000)	\$29,671	(\$329)	(\$30,000)
INDIRECT/DIRECT COST ALLOCATION	\$589,546	\$0	\$589,546	\$632,267
LEAVE ACCRUAL PAYMENTS	\$16,500	(\$1,749)	\$14,751	\$16,500
PAY PROGRAM	\$33,605	(\$27,871)	\$5,734	\$25,801
UTILITIES	\$149,340	(\$42,054)	\$107,286	\$122,296
VACATION TRADE	\$3,944	(\$3,944)	\$0	\$3,564
CONTINGENCY / RESERVE APPROPRIATION	\$3,516,933	\$0	\$0	\$1,460,879
<b>TOTAL AVIATION FUND</b>	<b>\$8,312,369</b>	<b>(\$134)</b>	<b>\$4,795,302</b>	<b>\$6,350,923</b>
<b>TOTAL ENTERPRISE FUNDS</b>	<b>\$225,197,364</b>	<b>\$0</b>	<b>\$150,368,378</b>	<b>\$229,932,242</b>
<b>INTERNAL SERVICE FUNDS</b>				
<b>SELF INSURANCE FUNDS - RISK</b>				
CITY ATTORNEY	\$9,082,245	\$62,214	\$9,144,459	\$10,475,018
COMPENSATION OTHER	\$34,455	(\$34,437)	\$18	\$39,506
PAY PROGRAM	\$23,387	(\$26,050)	(\$2,663)	\$23,212
VACATION TRADE	\$1,727	(\$1,727)	\$0	\$2,139
CONTINGENCY / RESERVE APPROPRIATION	\$22,612,358	\$0	\$0	\$22,956,017
<b>TOTAL SELF INSURANCE FUNDS - RISK</b>	<b>\$31,754,172</b>	<b>\$0</b>	<b>\$9,141,814</b>	<b>\$33,495,892</b>

<u>Fund/Divisions</u>	<u>Adopted Budget Expenditures 2018/2019</u>	<u>Expenditure Adjustments Approved 2018/2019</u>	<u>Actual Expenditures 2018/2019*</u>	<u>Adopted Budget Expenditures 2019/2020</u>
<b>FLEET MANAGEMENT FUND</b>				
PUBLIC WORKS	\$21,130,307	\$156,719	\$21,287,026	\$22,804,203
COMPENSATION OTHER	\$159,197	(\$159,098)	\$99	\$123,596
ESTIMATED DIVISION SAVINGS	(\$204,790)	\$102,057	(\$102,733)	(\$170,000)
INTERNAL SERVICE OFFSETS	(\$21,279,228)	\$0	(\$21,279,228)	(\$22,702,085)
LEAVE ACCRUAL PAYMENTS	\$32,568	(\$5,000)	\$27,568	\$20,000
PAY PROGRAM	\$91,860	(\$87,095)	\$4,765	\$92,071
VACATION TRADE	\$11,844	(\$7,583)	\$4,261	\$12,832
CONTINGENCY / RESERVE APPROPRIATION	\$6,787,739	\$0	\$0	\$7,660,195
<b>TOTAL FLEET MANAGEMENT FUND</b>	<u>\$6,729,497</u>	<u>\$0</u>	<u>(\$58,242)</u>	<u>\$7,840,812</u>
<b>PC REPLACEMENT FUND</b>				
ADMINISTRATIVE SERVICES	\$1,034,300	\$0	\$1,034,300	\$1,069,023
INTERNAL SERVICE OFFSETS	(\$1,027,240)	\$0	(\$1,027,240)	(\$1,069,023)
CONTINGENCY / RESERVE APPROPRIATION	\$500,000	\$0	\$0	\$500,000
<b>TOTAL PC REPLACEMENT FUND</b>	<u>\$507,060</u>	<u>\$0</u>	<u>\$7,060</u>	<u>\$500,000</u>
<b>SELF INSURANCE FUNDS - HEALTH</b>				
ADMINISTRATIVE SERVICES	\$32,088,110	\$5,881	\$32,093,991	\$34,133,925
COMPENSATION OTHER	\$2,624	(\$2,607)	\$17	\$2,306
PAY PROGRAM	\$2,690	(\$3,274)	(\$584)	\$2,860
CONTINGENCY / RESERVE APPROPRIATION	\$9,768,526	\$0	\$0	\$11,228,481
<b>TOTAL SELF INSURANCE FUNDS - HEALTH</b>	<u>\$41,861,950</u>	<u>\$0</u>	<u>\$32,093,424</u>	<u>\$45,367,572</u>
<b>SELF INSURANCE FUNDS</b>				
INTERNAL SERVICE OFFSETS	(\$33,632,358)	\$0	(\$33,632,358)	(\$35,878,713)
<b>TOTAL SELF INSURANCE FUNDS</b>	<u>(\$33,632,358)</u>	<u>\$0</u>	<u>(\$33,632,358)</u>	<u>(\$35,878,713)</u>
<b>TOTAL INTERNAL SERVICE FUNDS</b>	<u>\$47,220,321</u>	<u>\$0</u>	<u>\$7,551,698</u>	<u>\$51,325,563</u>
<b>CAPITAL PROJECT FUNDS</b>				
<b>CAPITAL IMPROVEMENT PROGRAM</b>				
CAPITAL PROJECTS	\$563,959,543	\$0	\$563,959,543	\$659,690,525
CONTINGENCY / RESERVE APPROPRIATION	\$21,600,200	\$0	\$0	\$42,600,100
<b>TOTAL CAPITAL IMPROVEMENT PROGRAM</b>	<u>\$585,559,743</u>	<u>\$0</u>	<u>\$563,959,543</u>	<u>\$702,290,625</u>
<b>TOTAL CAPITAL PROJECT FUNDS</b>	<u>\$585,559,743</u>	<u>\$0</u>	<u>\$563,959,543</u>	<u>\$702,290,625</u>
<b>TOTAL ALL FUNDS</b>	<u>\$1,366,760,817</u>	<u>(\$44,240)</u>	<u>\$1,154,490,216</u>	<u>\$1,541,820,842</u>

\*Includes actual expenditures recognized on the modified accrual or accrual basis as of the date the proposed budget was prepared, plus estimated expenditures for the remainder of the fiscal year.

**CITY OF SCOTTSDALE**  
**Summary by Division of Expenditures/Expenses**  
**Fiscal Year 2019/2020**  
**Schedule F**

Division/Fund	Adopted Budget Expenditures 2018/2019	Expenditure Adjustments Approved 2018/2019	Actual Expenditures 2018/2019*	Adopted Budget Expenditures 2019/2020
<b>MAYOR AND CITY COUNCIL</b>				
GENERAL FUND	\$663,553	\$15,102	\$678,655	\$775,112
SPECIAL REVENUE FUND - SPECIAL PROGRAMS	\$7,500	\$0	\$7,500	\$28,000
<b>TOTAL MAYOR AND CITY COUNCIL</b>	<b>\$671,053</b>	<b>\$15,102</b>	<b>\$686,155</b>	<b>\$803,112</b>
<b>CITY ATTORNEY</b>				
GENERAL FUND	\$7,063,005	\$404,614	\$7,467,619	\$7,087,156
INTERNAL SERVICE FUND - SELF INSURANCE - RISK	\$9,082,245	\$62,214	\$9,144,459	\$10,475,018
<b>TOTAL CITY ATTORNEY</b>	<b>\$16,145,250</b>	<b>\$466,828</b>	<b>\$16,612,078</b>	<b>\$17,562,174</b>
<b>CITY AUDITOR</b>				
GENERAL FUND	\$960,417	\$61,990	\$1,022,407	\$1,032,637
<b>TOTAL CITY AUDITOR</b>	<b>\$960,417</b>	<b>\$61,990</b>	<b>\$1,022,407</b>	<b>\$1,032,637</b>
<b>CITY CLERK</b>				
GENERAL FUND	\$1,038,391	\$46,910	\$1,085,301	\$828,072
<b>TOTAL CITY CLERK</b>	<b>\$1,038,391</b>	<b>\$46,910</b>	<b>\$1,085,301</b>	<b>\$828,072</b>
<b>CITY COURT</b>				
GENERAL FUND	\$4,785,513	\$149,524	\$4,935,037	\$5,070,798
SPECIAL REVENUE FUND - SPECIAL PROGRAMS	\$1,319,912	\$48,552	\$1,368,464	\$1,202,824
<b>TOTAL CITY COURT</b>	<b>\$6,105,425</b>	<b>\$198,076</b>	<b>\$6,303,501</b>	<b>\$6,273,622</b>
<b>CITY MANAGER</b>				
GENERAL FUND	\$3,311,057	\$215,671	\$3,526,728	\$3,980,309
SPECIAL REVENUE FUND - GRANT	\$1,200,000	\$79,760	\$1,279,760	\$1,000,000
<b>TOTAL CITY MANAGER</b>	<b>\$4,511,057</b>	<b>\$295,431</b>	<b>\$4,806,488</b>	<b>\$4,980,309</b>
<b>CITY TREASURER</b>				
GENERAL FUND	\$9,146,685	\$93,868	\$9,240,553	\$9,981,707
SPECIAL REVENUE FUND - TRANSPORTATION	\$53,904	\$2,911	\$56,815	\$56,739
ENTERPRISE FUND - SOLID WASTE	\$976,258	\$14,878	\$991,136	\$983,383
ENTERPRISE FUND - WATER & WATER RECLAMATION	\$2,284,377	\$59,221	\$2,343,598	\$2,340,933
<b>TOTAL CITY TREASURER</b>	<b>\$12,461,224</b>	<b>\$170,878</b>	<b>\$12,632,102</b>	<b>\$13,362,762</b>
<b>ADMINISTRATIVE SERVICES</b>				
GENERAL FUND	\$14,056,227	\$375,725	\$14,431,952	\$15,159,728
INTERNAL SERVICE FUND - PC REPLACEMENT	\$1,034,300	\$0	\$1,034,300	\$1,069,023
INTERNAL SERVICE FUND - SELF INSURANCE - HEALTH	\$32,088,110	\$5,881	\$32,093,991	\$34,133,925
<b>TOTAL ADMINISTRATIVE SERVICES</b>	<b>\$47,178,637</b>	<b>\$381,606</b>	<b>\$47,560,243</b>	<b>\$50,362,676</b>
<b>COMMUNITY AND ECONOMIC DEVELOPMENT</b>				
GENERAL FUND	\$20,413,122	\$264,655	\$20,677,777	\$20,840,692
SPECIAL REVENUE FUND - SPECIAL PROGRAMS	\$1,780,000	\$0	\$1,780,000	\$400,783
SPECIAL REVENUE FUND - TOURISM DEVELOPMENT	\$16,392,452	\$9,427	\$16,401,879	\$15,575,803
ENTERPRISE FUND - AVIATION	\$2,255,179	\$102,141	\$2,357,320	\$2,354,614
<b>TOTAL COMMUNITY AND ECONOMIC DEVELOPMENT</b>	<b>\$40,840,753</b>	<b>\$376,223</b>	<b>\$41,216,976</b>	<b>\$39,171,892</b>

Division/Fund	Adopted Budget Expenditures 2018/2019	Expenditure Adjustments Approved 2018/2019	Actual Expenditures 2018/2019*	Adopted Budget Expenditures 2019/2020
<b>COMMUNITY SERVICES</b>				
GENERAL FUND	\$41,205,770	\$937,617	\$42,143,387	\$42,432,873
SPECIAL REVENUE FUND - GRANT	\$10,558,324	\$258,510	\$10,816,834	\$10,265,922
SPECIAL REVENUE FUND - SPECIAL PROGRAMS	\$3,044,129	\$64,288	\$3,108,417	\$3,321,659
SPECIAL REVENUE FUND - TRANSPORTATION	\$1,855,653	\$0	\$1,855,653	\$1,892,446
ENDOWMENT FUND - ENDOWMENTS	\$30,312	\$0	\$30,312	\$36,800
<b>TOTAL COMMUNITY SERVICES</b>	<b>\$56,694,188</b>	<b>\$1,260,415</b>	<b>\$57,954,603</b>	<b>\$57,949,700</b>
<b>PUBLIC SAFETY - FIRE</b>				
GENERAL FUND	\$40,311,276	\$1,175,999	\$41,487,275	\$45,167,730
SPECIAL REVENUE FUND - GRANT	\$157,517	\$420,201	\$577,718	\$376,362
SPECIAL REVENUE FUND - SPECIAL PROGRAMS	\$2,180	\$0	\$2,180	\$10,300
<b>TOTAL PUBLIC SAFETY - FIRE</b>	<b>\$40,470,973</b>	<b>\$1,596,200</b>	<b>\$42,067,173</b>	<b>\$45,554,392</b>
<b>PUBLIC SAFETY - POLICE</b>				
GENERAL FUND	\$101,727,372	\$3,012,992	\$104,740,364	\$106,475,691
SPECIAL REVENUE FUND - GRANT	\$305,353	\$292,855	\$598,208	\$304,561
SPECIAL REVENUE FUND - SPECIAL PROGRAMS	\$2,635,617	\$17,378	\$2,652,995	\$2,294,843
<b>TOTAL PUBLIC SAFETY - POLICE</b>	<b>\$104,668,342</b>	<b>\$3,323,225</b>	<b>\$107,991,567</b>	<b>\$109,075,095</b>
<b>PUBLIC WORKS</b>				
GENERAL FUND	\$12,417,500	\$5,077,154	\$17,494,654	\$13,006,852
SPECIAL REVENUE FUND - SPECIAL PROGRAMS	\$300,666	\$0	\$300,666	\$445,087
SPECIAL REVENUE FUND - TRANSPORTATION	\$23,705,007	\$1,042,236	\$24,747,243	\$23,904,007
ENTERPRISE FUND - SOLID WASTE	\$19,588,076	\$70,382	\$19,658,458	\$20,619,318
INTERNAL SERVICE FUND - FLEET MANAGEMENT	\$21,130,307	\$156,719	\$21,287,026	\$22,804,203
<b>TOTAL PUBLIC WORKS</b>	<b>\$77,141,556</b>	<b>\$6,346,491</b>	<b>\$83,488,047</b>	<b>\$80,779,467</b>
<b>WATER RESOURCES</b>				
ENTERPRISE FUND - WATER & WATER RECLAMATION	\$65,510,753	\$552,986	\$66,063,739	\$68,072,568
<b>TOTAL WATER RESOURCES</b>	<b>\$65,510,753</b>	<b>\$552,986</b>	<b>\$66,063,739</b>	<b>\$68,072,568</b>
<b>OTHER</b>				
CAPITAL PROJECTS	\$563,959,543	\$0	\$563,959,543	\$659,690,525
COMPENSATION OTHER	\$7,221,556	(\$7,211,196)	\$10,360	\$6,704,705
CONTINGENCY / RESERVE APPROPRIATION	\$213,342,414	(\$1,116,053)	\$0	\$266,710,324
DEBT SERVICE	\$127,324,548	\$0	\$127,324,548	\$136,005,202
ESTIMATED DIVISION SAVINGS	(\$7,134,516)	\$6,213,792	(\$920,724)	(\$7,868,000)
INDIRECT/DIRECT COST ALLOCATION	\$7,828,282	\$0	\$7,828,282	\$8,637,990
INTERNAL SERVICE OFFSETS	(\$55,938,826)	\$0	(\$55,938,826)	(\$59,649,821)
LEAVE ACCRUAL PAYMENTS	\$2,786,141	(\$1,393,013)	\$1,393,128	\$2,721,106
SPECIAL REVENUE FUND - SPECIAL DISTRICTS	\$609,553	\$0	\$609,553	\$638,890
PAY PROGRAM	\$5,016,543	(\$4,814,928)	\$201,615	\$4,726,871
PERSONNEL - OTHER	\$0	\$275,631	\$275,631	\$0
UTILITIES	\$26,362,721	(\$6,328,095)	\$20,034,626	\$26,819,098
VACATION TRADE	\$984,839	(\$762,739)	\$222,100	\$875,474
<b>TOTAL OTHER</b>	<b>\$892,362,798</b>	<b>(\$15,136,601)</b>	<b>\$664,999,836</b>	<b>\$1,046,012,364</b>
<b>TOTAL ALL FUNDS</b>	<b>\$1,366,760,817</b>	<b>(\$44,240)</b>	<b>\$1,154,490,216</b>	<b>\$1,541,820,842</b>

\*Includes actual expenditures recognized on the modified accrual or accrual basis as of the date the proposed budget was prepared, plus estimated expenditures for the remainder of the fiscal year.



CITY OF SCOTTSDALE  
 Full-Time Employees and Personnel Compensation  
 Fiscal Year 2019/2020  
 Schedule G

Fund	Full-Time Equivalent (FTE) 2019/2020	Employee Salaries and Hourly Costs 2019/2020	Retirement Costs 2019/2020	Healthcare Costs 2019/2020	Other Benefit Costs 2019/2020	Total Adopted Personnel Compensation 2019/2020
<b>GENERAL FUND</b>						
GENERAL FUND	1,982.63	\$148,944,456	\$33,719,252	\$19,679,172	\$10,514,840	\$212,857,720
<b>TOTAL GENERAL FUND</b>	<u>1,982.63</u>	<u>\$148,944,456</u>	<u>\$33,719,252</u>	<u>\$19,679,172</u>	<u>\$10,514,840</u>	<u>\$212,857,720</u>
<b>SPECIAL REVENUE FUNDS</b>						
GRANT FUNDS	21.00	\$1,294,569	\$168,932	\$187,200	\$86,660	\$1,737,361
SPECIAL PROGRAMS FUND	37.05	\$1,810,510	\$184,291	\$208,680	\$134,401	\$2,337,882
TOURISM DEVELOPMENT FUND	2.00	\$228,192	\$19,438	\$29,496	\$12,596	\$289,722
TRANSPORTATION FUND	84.98	\$5,840,583	\$684,573	\$968,832	\$458,129	\$7,952,117
<b>TOTAL SPECIAL REVENUE FUNDS</b>	<u>145.03</u>	<u>\$9,173,854</u>	<u>\$1,057,234</u>	<u>\$1,394,208</u>	<u>\$691,786</u>	<u>\$12,317,082</u>
<b>ENTERPRISE FUNDS</b>						
AVIATION FUND	15.47	\$1,097,649	\$123,350	\$109,572	\$82,097	\$1,412,668
SOLID WASTE FUND	96.42	\$6,043,366	\$646,935	\$1,019,040	\$435,747	\$8,145,088
WATER & WATER RECLAMATION FUNDS	229.90	\$17,611,502	\$1,982,938	\$2,612,730	\$1,314,852	\$23,522,022
<b>TOTAL ENTERPRISE FUNDS</b>	<u>341.79</u>	<u>\$24,752,517</u>	<u>\$2,753,223</u>	<u>\$3,741,342</u>	<u>\$1,832,696</u>	<u>\$33,079,778</u>
<b>INTERNAL SERVICE FUNDS</b>						
FLEET MANAGEMENT FUND	53.00	\$3,339,712	\$393,121	\$620,400	\$262,423	\$4,615,656
SELF INSURANCE FUNDS - HEALTH	0.00	\$291,687	\$0	\$0	\$0	\$291,687
SELF INSURANCE FUNDS - RISK	9.00	\$741,559	\$81,876	\$68,328	\$55,098	\$946,861
<b>TOTAL INTERNAL SERVICE FUNDS</b>	<u>62.00</u>	<u>\$4,372,958</u>	<u>\$474,997</u>	<u>\$688,728</u>	<u>\$317,521</u>	<u>\$5,854,204</u>
<b>TOTAL ALL FUNDS</b>	<u>2,531.45</u>	<u>\$187,243,785</u>	<u>\$38,004,706</u>	<u>\$25,503,450</u>	<u>\$13,356,843</u>	<u>\$264,108,784</u>